

 **禾达货架**
HEDA SHELVES

Web: www.hedaracking.com

Contact:

Abby Xu

+8618124246657(WeChat)

+8618124246657(WhatsApp)

Email Address: heda@hedashelf.com

Address:

Showroom:

2nd floor, No.183, Exhibition South Road, Xingang East Road,
Haizhu District, Guangzhou, China.

Factory:

No.3, Xia Bai Lehua Road, Luocun, Shishan Town, Nanhai District,
Foshan, China.

 **禾达货架**
HEDA SHELVES

 **禾达货架**
HEDA SHELVES

2024

HEDA SHELVES

Display stand
Warehouse racking
Display shelving
Manufacturer

20+ years
of Directly Manufacturer

PRODUCT BROCHURE

Huge Product Series
Professional R&D Solution
OEM & ODM Projects
Unique Display Solution

HEDA SHELVES CULTURE

WHERE ARE OUR CUSTOMERS



Vision

To become a sustainable and internationally recognized company.



Mission

To pursue excellence in quality, deliver professional services and create satisfaction with dedication.



Core Values

- Customer First
- creative
- Openness
- Passion

ABOUT US



Guangzhou HEDA Shelves Co, Ltd was founded in 2001. And located in Pazhou - the Exhibition Base of Chinese import and Export Fair Complex, is a professional company specializing in designing, manufacturing, selling and installing all types of display and storage shelves. We specialize in designing manufacturing, selling and installing all types of display stand, storage shelves and supermarket equipments, etc.

Up till now, our factory has workshops occupying a floor area of more than 22000 square meters and 120 workers, Our scientific design, delicate workmanship satisfactory quality and reasonable price make our corporate image perfect!


We can ensure you the first-class service, management and products. Our big factory, advanced facilities and professional workmanship ensure our further improvement, We have made various fashionable and creative shelves for different well-known brand customers, Our products are very popular in Southeast Asia, Japan, America, Canada, Australia and Europe. We have gained great credit from our foreign customers.

We serve clients with the consistent principle of "Best Quality, Durable Structure, Perfect Design and Customer Satisfaction" Scientific designs, delicate workmanship, reasonable prices and the best services make our perfect corporate image.

Our development lies on your active participation and sincere trust, and we will make every effort for further growth. For your support, we will move forward and further, to be the perfect shelf manufacturer and your best business partner!

Basical display stand /exhibitor

Display stand /exhibitor with cabinet/drawer



Item	Length(mm)	Depth(mm)	Height(mm)
Single side	900/1000/1200	450/510	1400/1800/2200
Double side	900/1000/1200	900/1020	1400/1800/2200
Color	RAL/Panton color is available		



Item	Length(mm)	Depth(mm)	Height(mm)
Single side	900/1000/1200	450/510	1400/1800/2200
Double side	900/1000/1200	900/1020	1400/1800/2200
Color	RAL/Panton color is available		

Customized stand



Item	Length(mm)	Depth(mm)	Height(mm)
Single side	900/1000/1200	450/510	1400/1800/2200
Double side	900/1000/1200	900/1020	1400/1800/2200
Color	RAL/Panton color is available		


Customized stand



Item	Length(mm)	Depth(mm)	Height(mm)
Single side	600-1200	400-600	1400/1800/2200
Double side	600-1200	800-1000	1400/1800/2200
Color	RAL/Panton color is available		

Customized stand

Small counter display




Item	Length(mm)	Depth(mm)	Height(mm)
Single side	customized		
Double side			
Color			



Usage	Shape	Dinension(mm)	Color
Widely use	customized	customized	RAL/panton

Back panel options

Punching hole back panel



Slat-wall back panel



Volcano hole back panel



Logo header options

U shape logo box



Arc shape



Slant/vertical shape



Logo header(with light)

Suqre light box



Arc light box




Reflection light box




Item	Length(mm)	Depth(mm)	Height(mm)
Single side	900/1000/1200	200-250	300
Double side	900/1000/1200	200-250	300
Color	RAL/Panton color is available		

Hook



Peg board hook




Slat wall hook

Length(mm)	Thickness(mm)	Color
50-400	4~6/customized	Silver/black/white/customized

Hanger Bar

Successful case



Length(mm)	Thickness(mm)	Color
500~1500	30*50*1.0/1.5mm	Silver/black/white/customized



Successful case



DEWALT



Successful case



greenworks



Cooperative Brand


(Dewalt//Greenwork/Hilka/GardenMaster etc.)



Warehouse Rack




Medium duty rack



Mezzanine platform rack



Multi level Mezzanine




Heavy duty rack

Our passion, absorption and diligence have gained sincere trust and good reputaion from customers alloverthe world

Beam & Upright


Loading bearing table

Medium and light weight




50*60mm 50*70mm 50*80mm

Heavy duty upright




90*70mm 90*80mm 120*90mm

P-Beam



60*40mm 80*40mm 100*40mm


Box Beam



80*45mm 100*45mm 120*45mm 140*45mm 160*45mm

Section HxB	Length(mm) / Load Capacity(kgf)												Surface (mm)
	1000	1500	2000	2300	2500	2700	3000	3300	3500	3800	4000		
Box Beam													
80*45*1.5	6206	2758	1552	1173	993	851	690	570	507	430	388	290	
100*45*1.5	9748	4332	2437	1843	1560	1337	1083	895	796	675	609	330	
120*45*1.5	14946	6643	3736	2825	2391	2050	1661	1372	1220	1035	934	370	
140*45*1.5	21503	9557	5376	4065	3440	2950	2389	1975	1755	1489	1344	410	
160*45*1.5	29535	13126	7384	5583	4726	4051	3282	2712	2411	2045	1846	450	
Stacked Box Beam													
100+80	42397	18843	10599	8015	6784	5816	4711	3893	3461	2936	2650		
100+100	54306	24136	13576	10266	8689	7449	6034	4987	4433	3761	3394		
120+100	68691	30529	17173	12985	10991	9423	7632	6308	5607	4757	4293		
120+120	84627	37612	21157	15998	13540	11609	9403	7771	6908	5861	5289		
140+120	103305	45913	25826	19528	16529	14171	11478	9486	8433	7154	6457		
140+140	123769	55008	30942	23397	19803	16978	13752	11365	10104	8571	7736		
160+140	147263	65438	36809	27833	23558	20197	16360	13520	12019	10196	9202		
Square tube beam													
80*45*1.5	3889	1728	972	735	622	533	432	357	371	269	243	250	
100*45*1.5	6299	2799	1575	1191	1008	864	700	578	514	436	394	290	
120*45*1.5	9954	4424	2488	1882	1593	1365	1106	914	813	689	622	330	
140*45*1.5	12213	5428	3053	2309	1954	1675	1357	1121	997	846	763	370	
160*45*1.5	18441	8196	4610	3486	2951	2530	2049	1693	1505	1277	1153	410	

Packing & Container Loading



HEDA Work shop

